



The Parents' Guide to

DEGREE APPRENTICESHIPS

2021-2022





*I'm interactive!
Click me if you want to
go to the chapter*

Contents

How to get the most out of this guide

Useful links

If you want to delve deeper and find out more, we've included useful links to other reliable sources. Simply click on the picture icons to be taken to our recommended websites.

Call out boxes

Information we think is particularly important has been highlighted throughout this guide; pay special attention to these!

Summaries

To help save you time, we have provided useful summaries at the end of each chapter containing the key points.

Key terms

Easy to understand definitions are provided throughout this guide in the key terms boxes. Don't let tricky terminology stop you from supporting your child.




Interactive

To make moving around this guide easier, the contents and chapter headings are interactive. Simply click on a heading to be taken to the chapter or page you would like to read.

This guide does not need to be read sequentially – browse what interests you most.

This guide has been produced by The Parents Guide to and is licensed to Cardinal Langley RC High School to share with parents and others connected with them throughout the 2021/2022 academic year. [Click here to learn more.](#)

Wherever we refer to 'parents' we mean 'parents and carers.' This includes grandparents, older siblings or any other person with significant caring responsibilities for children.





Introduction

What your child chooses to do after sixth form is both exciting and daunting. There are lots of options available and understanding the pros and cons between different choices can be challenging. Apprenticeships should not be over-looked; they offer the opportunity to combine study with paid employment resulting in a professional qualification. There are no tuition fees (these are covered by the employer and the government) and the salary can cover living expenses.

Relatively new to the apprenticeship suite are “degree apprenticeships”, offering an earn while you learn route to BSc or BA status. In other words, the end qualification is the same as if your child had attended university full time, the difference is that they will not have incurred any debt in tuition fees and will finish their degree with robust and transferable workplace skills.

Apprenticeships used to be associated with trade industries (such as electricians, mechanics or plumbers).

Nowadays, apprenticeships can be taken in a wide range of industry sectors and provide entry to all types of careers, including accounting, banking, IT, law, management and television.

Taking an apprenticeship is not an easy option and competition can be fierce. It takes organisation and dedication to balance work, where your child will be expected to contribute to the same standards as everyone else, and study. Holidays are far fewer than at college or university. However, if they learn more easily through practical application, the work based nature of apprenticeships will suit them well and they will obtain valuable experience which will strengthen opportunities in finding rewarding work when the apprenticeship is over.

Selecting the right apprenticeship will require your child to have reasonable confidence in the type of career they wish to follow although there is some flexibility. So how do you help them decide? We'll guide you.



Providing the information you need

With different levels, qualifications and length of study, apprenticeships can seem like a complicated option, especially if you don't know anyone that's been an apprentice. The recent introduction of degree apprenticeship, offering the chance to qualify with a Bachelor of Arts or Science, which had previously only been available by going to university, can also seem confusing. There's some good information online, but very little designed specifically for parents, so it can be quite complicated to track down exactly what you need to help your child make the right decision.

That's why we've created this straightforward guide covering the options available. We'll explain everything from what the different apprenticeship levels

mean to how you can help them make the best impression at interview and everything in between.

This includes step-by-step information on:

- Deciding which level is the best fit;
- Finding the most suitable apprenticeship;
- What's involved in the application process and how to prepare.

Our aim is to help you eliminate doubt and anxiety, so you can provide calm and informed support. This will enable you to offer clear and helpful guidance to your child, with the ultimate goal of putting them on the right path to create a future to fulfil their potential and make themselves (and you!) happy.

Join us

If you're interested in regular updates about other ways you can help your teenage children, click here and join our online community.

[Sign up here](#)



Apprenticeships explained



I always enjoyed practical subjects at school. Applying for an apprenticeship in digital marketing felt like the right choice.



Understanding apprenticeships

Apprenticeships were developed to help address the skills shortage in UK businesses. They provide a way of combining learning with on the job training, which helps build solid, professional skills transferable from one organisation to another. Apprenticeships can last from one to five years – and may be longer if undertaken part-time. They result in a professional qualification. Employers pay a salary and tuition fees are covered by the employer and the government.

Who can become an apprentice?

Apprenticeships are aimed at candidates between 16 and 25 years old. However, they are now open to anyone age 16 or over looking to improve their expertise. This means there's plenty of competition from more experienced applicants, but organisations are often keen to take on school-leavers in order to train them both in the job and the organisation's values. Very often the relationship between employer and apprentice continues long after the apprenticeship is over, creating long-term work opportunities.

Useful links

GOV. UK
Overview

UCAS

Apprenticeship levels

Apprenticeships range between Level 2 and Level 7. There is no "Level 1" – that's because enrolling on in apprenticeship requires demonstrating a certain aptitude. Apprenticeship levels 4-6 are aimed at sixth form leavers with levels 6-7 offering degree or equivalent level qualifications. A full list of the levels and what they mean can be found on pages 12 and 13 of this guide.



Flexibility

Apprenticeships are designed to be flexible. An employer may offer a level 6 or 7 apprenticeship without it resulting in a degree – although the qualification earned would be considered equivalent to a degree. It's important your child checks the qualifications on offer before applying for an apprenticeship.

Study at university

There is usually an element of academic learning during an apprenticeship, but degree apprenticeships are a specific type of apprenticeship (Level 6 and above) that include study at university resulting in a degree level qualification (BA or BSc). Be warned! Not all apprenticeships that include study at university result in obtaining a degree.

APPRENTICESHIPS
COMBINE LEARNING WITH
ON THE JOB TRAINING





Apprenticeship levels



LEVEL 2 *Intermediate apprenticeships*

Typical length
12-18 months

Entry requirements:
None or few

Qualifications obtained:
GCSE, BTEC or equivalent

Who's it for?
Mostly for 16-year-olds with limited or no academic qualifications.



LEVEL 4/5 *Higher apprenticeships*

Typical length
3-5 years

Entry requirements:
A levels or equivalent

Qualifications obtained:
Higher national diploma / foundation degree

Who's it for?
Mostly for those who want to qualify for professional career paths without attending university / college. Sometimes referred to as 'school leaver' or 'non-graduate' Programmes.



LEVEL 3 *Advanced apprenticeships*

Typical length
12-24 months

Entry requirements:
Usually 5 GCSEs

Qualifications obtained:
A levels or equivalent

Who's it for?
Mostly for 16-year-olds with reasonable academic achievements but who don't want to study in sixth form.



LEVEL 6/7 *Degree apprenticeship*

Typical length
3-7 years

Entry requirements:
At least 2 A levels or equivalent

Qualifications obtained:
A BA or BSc degree or higher

Who's it for?
Mostly for those with excellent sixth form results that want to study for a degree or similar whilst working. Aimed at attracting high-calibre candidates to bridge professional skills gaps.



History of apprenticeships

Apprenticeships date back as far as the 14th century and were closely related to medieval trades of the time. Skilled artisans taught their craft to apprentices who, eventually, became masters themselves and employed their own apprentices.

Origins

Early apprenticeships were not regulated; parents paid a master craftsman to teach their child a skill and the child was legally bound to the master for the duration of the apprenticeship which usually lasted six to eight years. Children started work when they were around 10-12 years old and the master was expected to provide moral guidance as well as food and shelter.

Regulation

In 1563, during the time of Elizabeth I, a more formal system was introduced to prevent crafts being practised by non-skilled workers including some terms and conditions of work for apprenticeships. In the following centuries, the rights and entitlements of the apprentice gradually improved and, by the mid-17th century, some apprentices started to receive a small wage for their work.

Mid to late 1900s

By the 1960s, a large number of initiatives were introduced to modernise the traditional apprenticeship. Industrial Training Boards were set up to improve and monitor the delivery and quality of apprenticeship training schemes. Despite such efforts, by the 1980s and 1990s, apprenticeship recruitment slowed. This was largely attributed to the decline in manufacturing and crafts-based industries and the increased accessibility to further education.

Recent developments

Since then, successive governments have continued to reform and modernise apprenticeships to reflect the demands of a changing economy. For example, in 2015, degree apprenticeships were introduced offering a credible alternative to university education. This enabled apprentices to obtain a degree qualification on the successful completion of their apprenticeship. In 2018, over 210,000 students successfully completed an apprenticeship with 7,000 completing the degree apprenticeship – only three years after its introduction in 2015.

Keep an open mind

Apprenticeships may have been around for centuries, but there have been significant changes in recent years. Historically, apprenticeships supported trade careers such as carpentry, building and needlework, without offering a route into professional careers such as law, accountancy and management. In addition, earlier apprenticeships didn't provide the opportunity of obtaining higher qualifications such as degrees or masters. This has now changed.

However, despite such significant changes, there are still some misconceptions and preconceived ideas. Keep in mind that apprenticeships are available across a wide range of industries, can provide a route into professional occupations and, with the introduction of degree apprenticeships, offer a credible alternative to university. Degree apprenticeships have also created routes into jobs which previously could only be entered by obtaining a degree through university, such as nursing.

APPRENTICESHIPS MAY HAVE BEEN AROUND FOR CENTURIES BUT THERE HAVE BEEN LARGE CHANGES IN RECENT YEARS





Is an apprenticeship the right choice over full-time education?

ADVANTAGES	CONSIDERATIONS
<ul style="list-style-type: none"> ▷ Apprenticeships provide focused and applied training for those who already have a strong interest in a job or industry. ▷ Not everyone is suited to academic learning and apprenticeships provide a practical approach to obtaining qualifications. ▷ Apprenticeships provide paid employment with a structured approach to learning. ▷ Apprenticeships develop key transferable skills which are considered lacking in the labour market. ▷ Apprenticeships may provide future employment within the company and working within an organisation may reveal job roles they did not know existed. ▷ Gaining work experience and on the job training may provide your child with a competitive advantage when applying for full time employment. ▷ Degree apprenticeships offer the chance to gain a BA or BSc without incurring the debts associated with studying at university. 	<ul style="list-style-type: none"> ▷ Apprenticeships may narrow options early on. Your child will need to have a fairly clear idea of the type of career they wish to pursue. ▷ It may be difficult for your child to combine studying with working. ▷ The salary of an apprentice can be quite low and your child will also need to consider financing their travel and living expenses if they are not living at home. Furthermore, your child may need to pay back their course fees if they choose to leave their apprenticeship early. ▷ Your child may feel that they are missing out on the 'student life' if taking a degree apprenticeship. However, some universities still offer their degree apprentices a strong student experience. ▷ Many companies provide graduate schemes for university leavers on completion of their degree. ▷ Entering the work place at an early age may lead to fatigue. ▷ Degree apprenticeships are still quite new so there is a limited number of vacancies at the moment.



Questions to ask:

- Does your child have a clear idea of the type of career or job they want to pursue?
- Is your child more suited to an applied and hands-on working environment?
- Is your child organised and able to balance work with academic study?
- Will your child perform better under the guidance of a supervisor in a work environment?
- Will your child enjoy the combination of different learning environments?
- Does your child enjoy practical / active homework assignments?
- Has your child undertaken any paid or voluntary work and did they enjoy it?

Degree apprenticeships

Degree apprenticeships (levels 6 and 7), developed by universities, professional bodies and employers, offer the chance to qualify with a bachelors or masters degree whilst working. Time is split between work and study. This can be an attractive alternative to attending university.

Fees

There are no tuition fees to pay (these are covered by the employer and the government) and the apprentice will receive a salary to cover living expenses, paid holiday and sick leave. Salaries usually range between £7k-18k p/a, although some employers offer more.

This should significantly contribute, if not totally cover, living expenses (such

as accommodation, food, travel and entertainment) way beyond what their university peers can achieve through part-time work.

Links to universities

Degree apprenticeships were launched in September 2015 (2019 for graduate apprenticeships in Scotland). As they are relatively new, places are limited, but due to their popularity and success, new apprenticeships are being created regularly. Most organisations partner with a small number of universities so the choice of apprenticeship must be driven by the apprenticeship type (and reputation of the company offering it) and not location or university. Applications for degree apprenticeships are via the company offering the apprenticeships, not via UCAS.

Typical entry requirements for degree apprenticeships

- Applicants for degree apprenticeships can live anywhere in the UK;
- Must work at least 30 hours per week – which includes teaching time;
- Must have a Grade 4 “GCSE” (or equivalent) in English and Maths or be studying towards it;
- Must have Level 3 qualifications (minimum two A level passes or equivalent). Sometimes more is required;
- Some employers have specific entry requests;
- Should commit to the full term of their apprenticeship (which may be three to four years, or longer if part time).





What's on offer?

Degree apprenticeships are a very significant investment for companies, in staff time, finance and other resources. Employers promise to fund (or part-fund) three or four years' tuition costs, salary (and all the related additional costs, such as holiday/sick leave), a job opportunity for three or four years, mentoring and on the job training.

Such a commitment is not undertaken lightly and, for the most part, companies do this because they aim to develop talented individuals, skilled to fulfil the companies' unique needs, who will continue working for them long into the future.

There's no guarantee that a job offer will follow an apprenticeship, but a company's objective in investing in the apprenticeship is to create a top-pool of talent from which they can select the very best employees. Because apprenticeships include the development of many transferable skills (emailing, meetings, problem-solving, strategy, implementation, project management and team building to name but a few) as well as company specific skills training, it's not problematic to obtain a degree from an apprenticeship with one company but subsequently move to another. However, quite often an apprenticeship is the start of a long and rewarding professional relationship.

Examples of degree apprenticeships



As a top 100 employer, Accenture currently provide a Technology degree Apprenticeship in five locations including London, Edinburgh and Manchester. The apprenticeship lasts for 3 or 4 years and enables its apprentices to obtain a BSc degree in Digital and Technology Solutions.



Airbus currently offer two level 6 degree apprenticeships in Engineering (BEng Honours Degree in Aerospace Engineering) and Digital and Technology Solutions (BSc). Apprenticeships last for 3 or 4 years and are based at one of their four partner universities.

*I'm interactive!
Click me to
learn more*



On the successful completion of the Chartered Management Degree Apprenticeship offered by the BBC, apprentices will gain a BSc Honours degree in Business Management and have the option to apply for professional recognition as Chartered Managers.



Offering apprenticeships in Digital Technology and Business, apprentices have the opportunity to gain degrees in Software Development, Digital and Technology Solutions or IT Management at one of CGI's four partner universities.



In partnership with Sheffield Hallam University, the Nestle Academy offers three degree apprenticeships in Chartered Management, Digital Marketing and Operations. Apprenticeships last for three years and entry requirements start from 104 UCAS points.



A top ten apprentice employer, BT offers an impressive array of apprenticeships including degree apprenticeships in Technology, IT, Cyber Security, Business Management, Engineering, Logistics and Digital Development. Apprenticeships are likely to be highly competitive.



Alongside its five year degree apprenticeship in Software Engineering, KPMG also offer its 360 degrees Digital Apprenticeship, providing their apprentices with the flexibility to specialise and pursue a career route of their choice in years 3 and 4.



Santander offer degree apprenticeships in Digital Engineering, Data Science and Corporate and Commercial Banking and are designed to lead to permanent roles within the business. Entry requirements range from 104 to 112 UCAS points and a grade 4 or above is required in maths.



Degree level apprenticeships:

Since their introduction in 2015, degree apprenticeships have continued to grow in both the number of firms choosing to offer them and the range of industries and jobs available.

Industry / Job title	Level
Business and Administration	
Career Development Professional	6
Chartered manager	6
Improvement Leader	6
Project manager	6
Senior leader master's degree apprenticeship	7
Childcare and Education	
Academic professional	7
Teacher	7
Construction	
Architect	7
Architectural assistant	6
Building control surveyor	6
Building services design engineer	6
Building services engineering site management	6
Chartered surveyor	6
Chartered town planner	7
Civil engineer	6
Civil engineering site management	6
Construction quantity surveyor	6
Construction site manager	6
Design and construction manager	6
Geospatial mapping and science	6
Senior / head of facilities management	6
Creative and Design	
Archaeological specialist	7
Broadcast and media systems engineer	6

Cultural Heritage Conservator	7
Outside broadcasting engineer	7
Digital	
Cyber security technical professional	6
Data scientist	6
Digital and technology solutions professional	6
Digital and technology solutions Specialist	7
Engineering and manufacturing	
Aerospace engineer	6
Aerospace software development engineer	6
Airworthiness maintenance engineer	6
Control / technical support engineer	6
Electrical technical support engineer	6
Electronic systems principal engineer	7
Embedded electronic systems design and development engineer	6
Food and drink advanced engineer	6
Infrastructure asset management leader	6
Manufacturing engineer	6
Manufacturing manager	6
Marine surveyor	6
Marine technical superintendent	7
Materials process engineer	7
Materials science technologist	6
Non-destructive testing engineer	6
Nuclear scientist and nuclear engineer	6
Ordnance, munitions and explosives (OME) professional	6
Project controls engineering professional	6
Packaging professional	6
Postgraduate engineer	7
Power engineer	7
Process automation engineer	7
Product design and development engineer	6
Rail & rail systems principal engineer	7
Rail & rail systems senior engineer	6
Risk and safety management professional	7
Science industry process/plant engineer	6

Science Industry Process/Plant Engineer	6
Through life engineering services specialist	7
Health and Science	
Advanced clinical practitioner	7
Advanced Forensic Practitioner	7
Arts therapist	7
Bioinformatics scientist	7
Clinical trials specialist	6
Diagnostic radiographer	6
Dietitian	6
District nurse	7
Environmental health practitioner	7
Food industry technical professional	6
Healthcare science practitioner	6
Laboratory scientist	6
Midwife	6
Nursing	6
Occupational therapist	6
Operating department practitioner	6
Paramedic	6
Pharmacist	7
Physician associate	7
Physiotherapist	6
Podiatrist	6
Prosthetist / orthotist	6
Psychological wellbeing practitioner	6
Public health practitioner	6
Regulatory affairs specialist	7
Research scientist	7
Sonographer	6
Speech and language therapist	6
Therapeutic Radiographer	6
Legal, Finance and Accounting	
Accountancy / Taxation Professional	7
Actuary	7
Chartered legal executive	6
Financial Services Professional	6



Internal audit professional	7
Licensed conveyancer	6
Professional economist	6
Relationship manager (banking)	6
Senior compliance / risk specialist	6
Senior insurance professional	6
Senior investment / commercial banking professional	7
Solicitor	7
Public Sector	
Police constable (degree)	6
Probation officer	7

Data as at 15 April 2021
National Apprenticeships Services





University or apprenticeship?

With the introduction of degree apprenticeships in 2015, apprenticeships now provide a viable alternative to university in gaining a full degree qualification. Degree apprenticeships are a relatively new addition to the range of options available for school leavers and it's important to understand the pros and cons of opting for one route over another: there are benefits and drawbacks.

Choice

Traditional degrees offer far greater variety in the range of courses, subjects and modules available:- choose from over 1,500 different titles. Traditional degrees enable students to study subject areas that interest them and to tailor their degree during their study by opting for certain modules as their interests evolve. In contrast, degree apprenticeships are far more focused and industry-specific and the university and location of study is limited to the universities working with the employer.

The student experience

'Student life' will be different for an apprentice compared to a full-time student. Whilst degree apprentices

will experience some aspects of campus life, it will be different to those students fully immersed / living on campus. Most university degrees offer plenty of flexibility with how students manage their study time, but times for study will be limited when also working. Holiday periods are a significant differentiator. University students will have around 14 weeks' holiday each year, but apprentices will have only four or five. Some university apprenticeships offer the opportunity of full-time academic study during university term time, and full time work during the holiday periods.

Employability

One of the biggest advantages apprentices achieve over their peers who have similar level qualifications obtained through university is that they will have developed many commercially desirable soft skills. First-hand experience of meeting work deadlines, forming professional relationships with colleagues at many different levels, building rapport and trust with external stakeholders, and corresponding (whether by email, phone call or in meetings) in a work environment is highly valuable to future employers.





DEGREE APPRENTICESHIPS OFFER THE CHANCE TO OBTAIN A FULL DEGREE WITHOUT INCURRING ANY TUITION FEES



Direction

Degree apprenticeships enable students to develop the skills and knowledge needed for specific jobs and careers. They are an excellent choice for school leavers who have a clear idea of the type of job role and career they would like to do. In contrast, university degree courses remain relatively open and provide a springboard to a range of career prospects after graduation.

Style of learning

Although largely dependent on the type of university and the chosen course, full time students are likely to be better suited to classroom and teacher led learning. Degree apprenticeships offer a more vocational and applied learning environment where much of the learning and training is done on the job.

Finances

Degree apprenticeships are fully funded by the government and the employer and apprentices are paid a wage for their time. Apprentices usually complete their apprenticeship debt free. A traditional degree will cost students around £9,000 a year

excluding their living (“maintenance”) expenses. Low interest loans, scholarships and bursaries are provided by the government, but it is likely that a full time student will graduate with a sizeable debt. However, repayment terms are linked to pay levels, so it is possible for graduates not to have to repay loans if they don’t earn enough in wages.

Flexibility

Don’t worry if your child is still unsure whether a university degree or degree apprenticeship is right for them. Students can apply for degree and higher apprenticeships at the same time as applying to university through UCAS. Details on how to apply are covered in **chapter 3**.

Summary

Apprenticeships have changed considerably over the last few decades and both higher and degree apprenticeships are now an attractive alternative to full-time university courses. Degree apprenticeships have also opened up routes into jobs which previously, could only be entered by obtaining a degree through university.

Useful link

The Parents' Guide to University

Amazing Apprenticeship

GOV UK

I'm interactive! Click me and I'll take you to their website



George Alonge

Why did you choose an apprenticeship?

I really enjoyed economics and maths at school, so looking at career routes in finance seemed right. My careers advisor encouraged me to attend a student careers evening organised by Deloitte and this was when I first heard about apprenticeships. I really liked what they had to say and discovered that KPMG, EY and PwC were all offering the same thing.

How did you find your apprenticeship?

I applied for three apprenticeships directly through the company websites. They provide a lot of information on the different apprenticeships they offer, when and how to apply. I wasn't successful applying for the apprenticeship in accounting, but one of the companies encouraged me to apply for their apprenticeship in auditing.

What's surprised you about being an apprentice?

I was really surprised by just how much responsibility is given to you in your first few years of the apprenticeship. In year 1, I was provided with regular training to help develop my professional skills such as presenting and managing groups of people. By year 3, I was actually using some of these skills!

What have you enjoyed the most?

I really enjoy working with the most up-to-date technologies in this industry. I had the chance to use tools such as predictive analytics - a type of artificial intelligence to help produce quality audit outcomes. It didn't take long to feel like I was another colleague as opposed to an apprentice.

What are your future aspirations?

I'm now working towards my level 7 ACA qualification to become a registered chartered accountant. Once I'm qualified there may be a chance to work for my company full-time.

Any tips to a student starting their apprenticeship journey?

Apprenticeships can be highly competitive, especially when applying for those offered by some of the bigger and well known companies. If you have an early idea of what you might like to do after school, try to get some relevant work experience to help strengthen your application and provide you with things to talk about during the interview. A lot of the big companies also offer presentation evenings about the different programmes they offer - use these as an opportunity to speak to the right people.



Summary

Apprenticeships are not only about getting further qualifications, they're about learning how to adapt to the work place and learning key transferable skills.

1. Apprenticeships range from level 2 to level 7, typically last 1-5 years and offer different qualification types upon successful completion;
2. Apprenticeships include paid work with an element of study;
3. Degree apprenticeships result in

a Bachelor of Arts or Bachelor of Science;

4. Your child can apply for apprenticeships / degree apprenticeships and degrees courses at university at the same time;
5. Apprenticeships are very demanding with few holidays, a challenging job role and the need to study outside of working hours; however, they can be immensely rewarding and offer a very good chance of post apprenticeship employment.



Advice from schools



The quality of qualifications obtained through apprenticeships is as good as those qualifications obtained through universities and colleges. Don't feel that apprenticeships are inferior - they offer the opportunity to learn through application rather than just theory.



Considerations for league table placements are less relevant with degree apprenticeships. Most companies work with just two or three partner universities and it is the reputation of the company that drives the quality of the apprenticeship.



Further studies in the academic environment are not for everyone. Students who learn more successfully in practical situations are likely to do better under an apprenticeship structure.

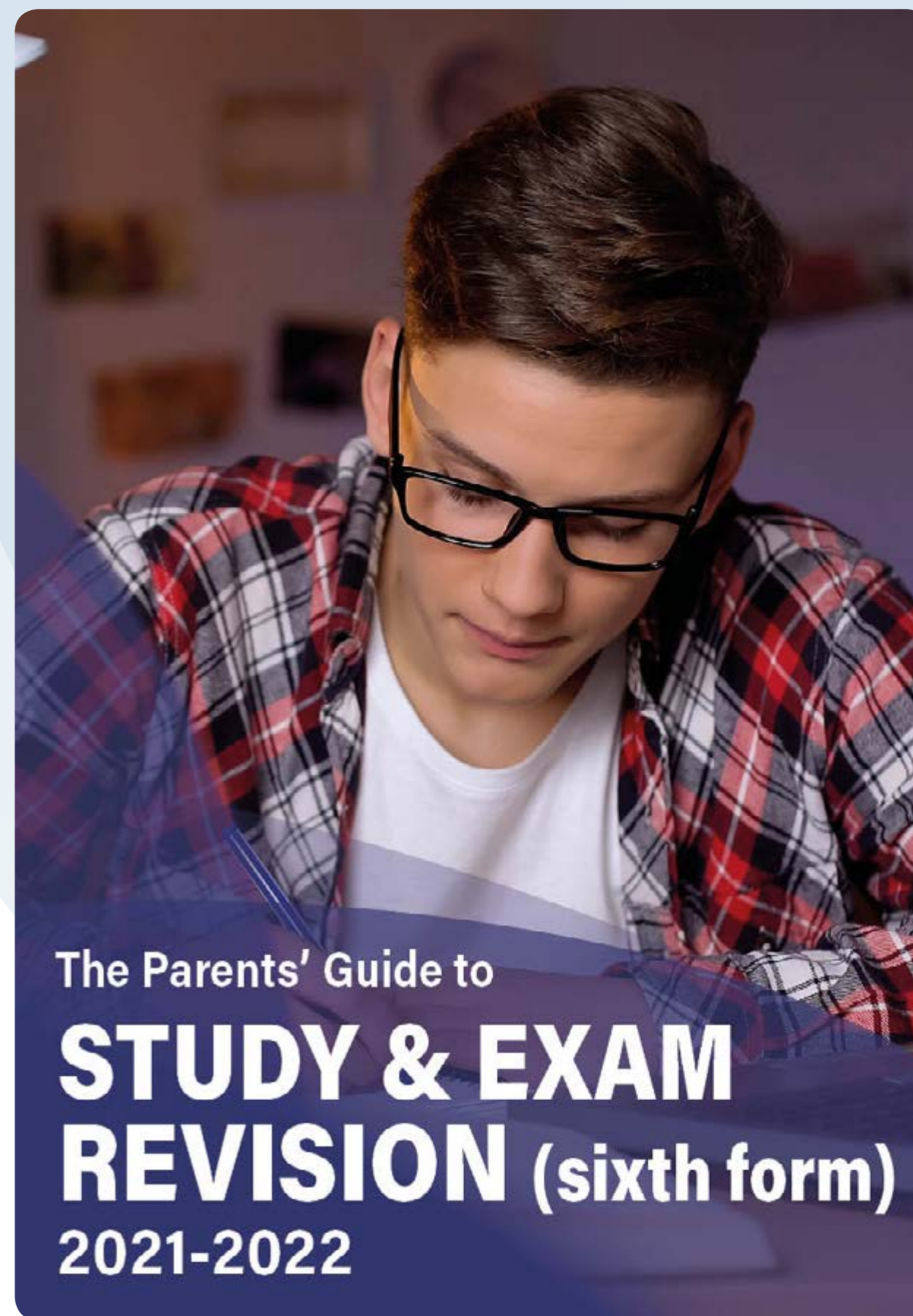
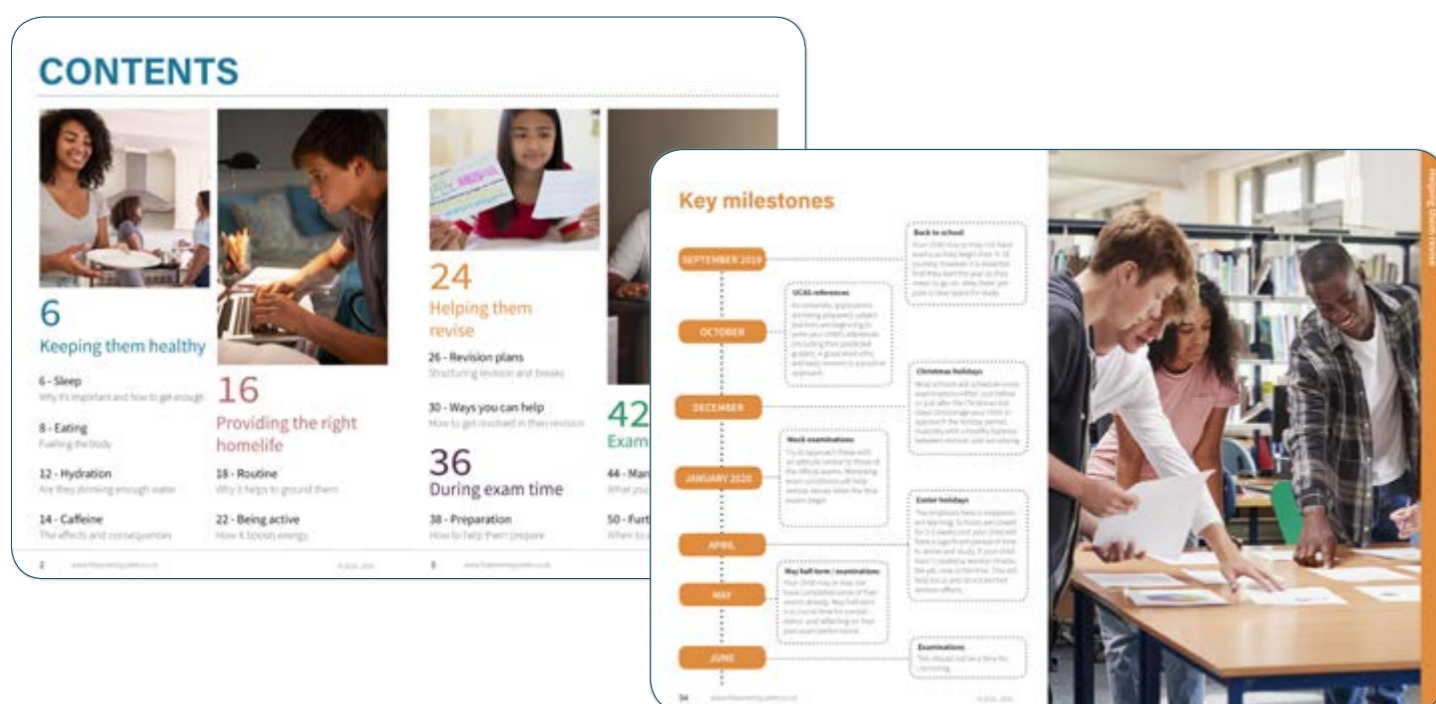
The Parents' Guide to Exam Revision

We want our children to do well in their exams and it's not all down to what happens at school or college, homelife plays a crucial role.

Find out what you can do at home to give your child the best chance of success, from setting up the right routines to helping them cope with exam nerves. The Parents' Guide to Study and Exam Revision is full of practical advice that's easy to action:

✓ Keeping them healthy – covering diet, caffeine, sleep and screen time

- ✓ Providing the right homelife – why setting a routine is vital
- ✓ Simple steps to create a helpful study space
- ✓ Ways to help them revise – you can't revise for them, but you can help. We've provided different options to make facts easier to remember
- ✓ How to build resilience and manage stress to form lifelong good habits and protect their mental health
- ✓ How to support them during exam time
- ✓ How to help them with exam nerves



Click me to buy now!

[Buy now](#)



Finding the right apprenticeship



I was never keen on school and I didn't want to stay on for sixth-form. A level 3 apprenticeship got me straight into work whilst also studying for an NVQ in Design and Technology.

Researching apprenticeships

Apprenticeships vary in the qualifications that can be achieved, length of commitment and balance between work and study. They may involve moving away from home. With so many variables, it might help to think about the different elements separately to work out which type of apprenticeship suits your child best.

What level of apprenticeship is appropriate?

First, your child needs to decide which level of apprenticeship they wish to take. This will be determined by two things:

- Having the necessary qualifications to be accepted;
- How long they intend to commit to their apprenticeship.

For post-GCSE apprenticeships, your child will need 5 GCSE passes to apply for Level 3 or a minimum standard of Maths and English to apply for Level 2.

To apply for a post-sixth form apprenticeship, your child will need Level 3 status (two A levels or equivalent) and in some cases (even for lower level apprenticeships), they may need to have exceeded this.

Alternatively, they may opt to take a different type of apprenticeship (i.e. higher at Level 4 or 5). They will still obtain a recognised professional qualification (but not the equivalent of a degree) and

their commitment to the apprenticeship will be shorter (between one and two years usually). Later they could choose to build on their apprenticeship to gain further qualifications up to masters level.

Degree apprenticeships offer an attractive alternative to studying full time at university, whilst still obtaining a BA or BSc. Like university, this will mean committing to three or four years study and – unlike university – it will mean working in a real job too!

What sectors are they interested in?

Next, they should decide on their area of interest and see what apprenticeships are available within that sector. If they don't know where their areas of interest lie, it's time to do some research! Of course, careers advisers can help at school, but they might want to jump online themselves. If they get bored reading about a certain sector, chances are that's an indication the sector isn't for them. Getting some work experience is also a good way of deciding whether reality matches up to the theory of a dream job.

Will the apprenticeship help them get the career they want?

There's no need to be too specific about the job or role they ultimately want, but it's important that they can see a correlation between their apprenticeship, the areas of study, the experience it will give them, and where they want to be in the future (say five years' time).

RESEARCH STARTS BY DECIDING WHAT LEVEL APPRENTICESHIP YOUR CHILD WOULD LIKE TO TAKE





Apprenticeship areas and careers

Agriculture, horticulture and animal care



Suggested careers:

animal trainer, arborist, environment consultant, golf course manager, horticultural technician

Arts, media and publishing



Suggested careers:

broadcasting engineer, culture and heritage venue operations, games testing, illustrator, visual effects technical director, journalist

Business, administration and law



Suggested careers:

accountant, banking relationship manager, chartered manager, company secretary, economist, finance manager, HR consultant, operations manager, project manager, solicitor

Construction, planning and the built environment



Suggested careers:

architect, civil engineer, conservations officer, estates manager, town planner, surveyor, sustainability consultant

Education and training



Suggested careers:

internal systems trainer, learning and development consultant, lecturer, playgroup leader, teacher, training and quality management expert

Engineering and manufacturing technologies



Suggested careers:

energy & resource management, engineering supervisor, mechanic, new product development manager, operations manager, photo imaging, structural engineer

Health, public services and care



Suggested careers:

army services, beauty therapist, dental nurse, healthcare consultant, medical researcher, medical writers, nurse, physiotherapist, social worker, veterinary receptionist

Information and communication technology



Suggested careers:

digital and technology solutions specialist, flight simulator instructor, ICT network manager, IT manager, PR consultant, school technician, software programmer, technical architect

Leisure, tourism, retail and commercial



Suggested careers:

cabin crew, casino director, hairdresser, hotel manager, restaurateur, retail buyer, retail leadership, travel agent

Science and mathematics



Suggested careers:

aerospace engineer, laboratory assistant, medical adviser, pharmacist, research scientist, surveyor, teacher

Apprenticeships and disability

In order to expand their pool of top available talent and benefit from a workforce that reflects the diverse range of customers they serve, many UK employers offer support and equipment to help apprentices with special educational needs and disability (“SEND”) to do their jobs. This includes making reasonable adjustments during the application and interview process.

Look out for companies displaying the “disability confident” logo on job / apprenticeship adverts. These companies have signed up to the Government led scheme designed to recruit and retain disabled people and people with long term health conditions for their skills and talent. There are three levels of accreditation aligned with bronze, silver and gold standards: committed, employer and leader.

What financial support is available?

Access to Work (“AtW”) funding is available to support apprentices in the workplace providing money towards extra costs, such as travel, specially adapted equipment or support workers. The money does not have to be paid back and is only available for additional costs, not expenses that any apprentice incurs.

To enable employers and trainers to make reasonable adjustments to provide a suitable training and work environment, there is extra funding via the Government and the Education and Skills Funding Agency (“ESFA”) for those employing young people that previously were in care, had an education and healthcare plan (“EHCP”), or require adjustments under the Equality Act.



Apprenticeships and disability

Making reasonable adjustments

Under the Equality Act (2010) all UK employers have a duty to make reasonable adjustments for their disabled employees. Whilst it may be unreasonable to expect an employer to install a lift for a wheelchair user, it is reasonable to expect the employer to provide a ground floor office or work space. Other reasonable adjustments may include providing additional time during tests for employees with learning needs or by providing appropriate resources, such as voice-activated software, a laptop or a dictaphone.


Meeting minimum standards in English and Maths

If SEND prevents meeting the minimum standard in English and Maths needed to obtain the appropriate apprenticeship qualification or entry requirements, there may be some flexibility. Any concerns should be discussed with the training provider who, if appropriate, can arrange an approved assessment.

Finding local opportunities

Local authority websites, in "The Local Offer" section, include details about supporting young people with SEND to get into work, including apprenticeships.

THE NUMBER OF UK DISABLED PEOPLE IN APPRENTICESHIPS HAS MORE THAN TRIPLED IN THE LAST TEN YEARS



Useful links

GOV. UK
Access to
work

Disability
Rights UK

BASE

*I'm interactive! Click me
and I'll take you to their
website*



Where to find the right apprenticeship

There's a wide range of ways to seek out apprenticeships and we recommend using a selection of options rather than relying on one.

Government website

Most apprenticeships are posted on the Government's website. By creating an account, your child can set up alerts and filters to see opportunities that are of most interest to them and to be emailed when new opportunities arise. However, not all apprenticeships will appear.

Industry sector

It's smart to check apprenticeships directly on company, university or college websites. If your child doesn't know which of these sites to select, then they should first do some research on which industry sector may be of interest, and then find companies within this sector.

Companies direct

Another alternative is for them to identify companies that are of interest and check those websites for apprenticeships.

Be warned! Applications to well-known international companies (such as Amazon, Coca-Cola, Facebook, Google, Virgin) will be highly competitive; however, it might be a good starting point for identifying what's included in the apprenticeship and seeking out other companies that provide similar content. The descriptor names can then be used in search functions on the government website or job boards. Not all companies offer apprenticeships.

Job boards

National job agencies will also advertise apprenticeships and options can be narrowed to review within local distances from home or specific job types. This might be a particularly good way to seek out apprenticeships in level 3-5 range.

School careers advisor

If your child is still at school or college, then getting them to speak with their careers adviser is a good move. Careers advisers are often the first to hear from companies advertising new apprenticeships

Reviews

To find out what other students have thought about an apprenticeship and how they rate them, there are reviews on *Rate my Apprenticeship*.

Apprenticeship checklist

- How long does your child want to commit to studying?
- Is there a valuable role at workplace?
- What skills and subjects will be learned?
- What types of career will be available afterwards?

- Does the provider have a quality statement?
- Is the provider's reputation solid? (i.e. knowledge/skills/behaviours)
- Degree level apprenticeship or other apprenticeship?
- With or without a university component?
- What do current apprentices think of the training?

Useful links

GOV. UK
Search

Apprenticeship
Search

UCAS

Not going to
Uni

Top 10 apprenticeship employers: 2021



APPRENTICESHIPS WITH THE TOP 10 EMPLOYERS WILL BE VERY COMPETITIVE



Based on 4,000 reviews - statistics compiled by www.ratemyapprenticeship.co.uk
For a list of the top 100 apprenticeship employers click [here](#).

Jamal Springer

Why did you choose an apprenticeship?

I really like the work element of doing an apprenticeship. I feel this will give me a headstart when applying for a job next year.

How did you find your apprenticeship?

I saw a poster in my school's careers department about apprenticeships at Aldi. I was intrigued and started to do my own research when I eventually came across the Government search engine for apprenticeships. I was surprised by just how many apprenticeships there were.

What has been your most enjoyable moment?

I have really enjoyed working as part of a team. There are three other apprentices working in the same department as me and we have become good friends. My mentor and work supervisor have also been great and we regularly go out for team dinners and drinks. At first I was concerned about not experiencing the 'student life' some of my friends would have at university, but all I hear from them is how they have no money to go out. Being an apprentice has been great socially.

Were there any difficult moments?

It has been hard balancing work with study. I have now started my third year of the apprenticeship and I have some big assessments coming up in order to pass my NVQ. I find myself having to revise at the weekends.

What are your future aspirations?

In the second and third year of my apprenticeship I get to do six four-month placements in different departments of the company. I really enjoyed my time in operations and will look to find a job in something similar.

Any tips to a student considering an apprenticeship?

Make sure you research carefully about the apprenticeships you apply for. I have really enjoyed my apprenticeship and I am excited about my future. However, I have one friend who didn't realise that their apprenticeship would involve a three month placement in the company's auditing department - they hated maths at school!



Summary

Choosing the right apprenticeship takes research.

1. Decide which level of apprenticeship – this may be based on your child's existing qualifications and / or how long they will commit to study;
2. Find out what interests them – is it a specific industry, company or job type;
3. Read the apprenticeship offering in detail – what qualification will be obtained, terms of study leave and job role;
4. Check the apprenticeship is approved and accredited by the Government to ensure quality.




Advice from parents



If you are doing a longer apprenticeship check to see if there is a buddy support system with apprentices in the year above you. This really helped me settled in quickly, because they understood all the things I was worried about.



I initially started a level 4 apprenticeship after school, because I only wanted to do one extra year of study. I enjoyed it so much I went on to level 5 and was awarded a HND. Check whether your company offers the opportunity to extend your apprenticeship.



Don't use the financial motives as the main reason for choosing an apprenticeship. Working and studying full-time is tough and unless you are passionate about the job you are doing an apprenticeship might not be for you.



The application process



My school provided a lot of help about how to apply for an apprenticeship, but I still needed to research the company and job role myself



Applying for an apprenticeship

The application process is very similar to applying for a conventional job and, with the exception of degree apprenticeships, opportunities can arise at any time of the year. Your child will need a CV, to be able to complete an application form, be interview ready and may need to complete aptitude tests. Plenty of practise is a good way to prepare.

Timelines

Unlike university applications where there is a fixed process that takes place at the same time each year, applications for apprenticeships come up throughout

the year. This might feel disconcerting if your child's peers have all made their university applications and even received offers, whereas your child has yet to secure an apprenticeship, but the system is different because apprenticeships are tied to genuine jobs. Don't worry that your child might miss out; they can set up alerts so they know when new opportunities in their areas of interest emerge.

For degree apprenticeships, most companies have set applications windows i.e. January application for September intake (Unilever), others offer the opportunity to pre-register (BAE).

APPLY EARLY - DON'T WAIT FOR THE DEADLINE



Final dates

Apprenticeships will advertise a deadline or final date for applications, and your child should try to apply as early as possible. Unlike UCAS, where the time of submission has no bearing on whether or not a place at university may be obtained, with apprenticeships, some companies will close opportunities ahead of the advertised deadlines if they have enough appropriate candidates.

Application process

The application process is much more closely aligned to job applications than university applications. The longer the apprenticeship, the more rigorous the application process is likely to be. It differs between organisations and may include:

- Online application form – may also require a Curriculum Vitae (“CV”);
- Online competency tests (these can be in any or all of English, Maths, logic, personality assessments, verbal reasoning);
- Video response (usually this takes the format of your child answering questions that appear on screen, rather than a two-way video interview);
- An assessment day, which may include group activity as well as individual interviews.

Employers are trying to ascertain whether you child can:

- Present their ideas and thoughts clearly so they are easily understood;
- Obtain core competency in English and Maths;
- Assimilate, digest and learn the information provided during the apprenticeship, both in theory and in practise;
- Demonstrate a genuine interest in the subject matter/industry area;
- Reveal what kind of thinker are they:- imaginative, creative, logical, rational;
- Apply themselves to different situations;
- Work and integrate well with others;
- Identify values and ambitions;
- Show they be a good fit within their organisation.

Key tip:

If your child's contact details change, it's important they update their applications, registration websites, CV etc, as soon as possible. If they don't, they could miss out on an offer.

Writing the application

There are likely to be several elements to an apprenticeship application and each serves a slightly different purpose. Understanding what the application form, CV and cover letter are meant to achieve will help your child include the right information.

The application form

It's always best to look through the application online, and then write answers in Word (or elsewhere), prepare and spell check them thoroughly, before copying and pasting into the online form. This avoids risking a computer crash and losing the work, gives thinking time and allows comparisons between different questions so that answers are not repeated.

Answers will be different depending on the apprenticeship. Preparation for one apprenticeship will not be sufficient for application to another (although it may form a good basis). Applications should be tailored according to the specification outlined in the advert and your child must check the company website for any specific advice and tips offered. Check your child has made their application as relevant as possible to the job in question.

Giving examples is a key differentiator in applications. Make sure your child always gives examples to support their statements and does not make unsubstantiated assertions such as "I am a great team leader" and "I am a good communicator" without showing why they hold this opinion.

Writing a CV

A CV is a brief synopsis of experience and qualifications. Whilst it should reflect the personal style of the person it describes, all CVs should include:

- Personal information, including address and contact details;
- Education and Qualifications;
- Professional and voluntary experience with the most recent job first, whether voluntary, paid, temporary or work placements;
- Skills, strengths and achievements – including a full clean driving licence if they have one;
- CVs should not exceed two sides of A4;
- Check for spelling mistakes!
- Use a professional font which is easy to read.

Covering letter

Where possible, your child should include a cover letter along with their CV. CVs are generic whereas a cover letter gives them an opportunity to specify why this particular apprenticeship appeals to them and what qualities they have that make them a good match. Make sure they read the job description carefully and use the letter to illustrate how their skills match up to what has been requested. It is important to be specific and use examples of what they have already done not to theorise about what they'd like to do in the future. If necessary, they should explain why they would be happy to relocate.

Alex Dunmore

25 Shrewsbury Terrace, London EC2M 5BY
Tel: 0123 45678 Email: info@theparentsguideto.co.uk

Personal

Motivated and adaptable team player looking to gain customer services experience within a global hospitality company. I am a keen traveller and eventually hope to work internationally, preferably based overseas.

Education and Qualifications

St Mary's High

Sep 2013 - current

- Studying for x2 A levels in French and English and a BTEC in Business
- 8 GCSE passes in English, Maths, French, History, IT, Ethics, German, Science
- Conversationally fluent in French

Experience

Young psychologist programme

August 2020

I had hoped to volunteer locally this year, but Covid-19 meant there weren't any fact to face opportunities available. However, I did succeed in getting a two-week virtual work placement on the young psychologist programme. As I am hoping to take on a customer facing role, this was very useful as there were lots of modules on communicating effectively, including under stressful situations – we even took part in a simulation of hostage negotiation.

Skills and achievements

- Certificate of passing online assessment for young psychologist programme
- Two months living in France only speaking in French (after GCSE)
- Centre-forward in the school basketball team, so work well supporting others

Interviews

Interviewing can be nerve-wracking, so it's worth reassuring your child that interviewers are not looking to catch them out and pick fault with them. Quite the opposite! They are just as keen to find the right person to take up their apprenticeships as students are to find the right opportunity!

That said, employers like to be taken seriously as there's a lot of time and money invested in the interview process. There are some fundamental must-dos before moving on to some of the tips that could make your child stand out from others.

Fundamental things they should do for interview:

- Dress smartly, irrespective of whether the interview is face-to-face or online. Be fresh, clean and alert (make sure they have not been out partying the night before!). Wear smart, suitable shoes (no trainers, slip-ons or open toes). No brightly coloured nail varnish and minimal cosmetics. If the interview is online, make sure the background is appropriate and uncluttered;
- Find out about the organisation. Your child must be able to supply a heartfelt, credible reason why they

want to work for whomever is offering the apprenticeship – if they've had work experience with them already, so much the better;

- Be on time! It reflects very poorly to arrive late for an interview – even if it is just a few minutes. In most cases, interviews will run to a tight schedule; aside from making a poor initial impression by being late, they will have less time than others to make themselves stand out – the interview is unlikely to be extended;
- Allow some contingency. Make sure your child plans their journey so they can arrive with time to spare. If there are problems with public transport or traffic en route, they will have factored in a buffer. If they need to visit the rest room, they will have time. If it's hot outside, they will have chance to cool down in air-conditioning. If they are suffering with nerves, they can get a glass of water;
- Check whether they will be expected to give a presentation – and prepare for it if so;
- Be able to talk fluently on what they have mentioned in their CV and application. It can be a long time between making the application and getting the interview. Also, brush up on anything relevant that has happened in between.

INTERVIEWS ARE AN IMPORTANT PART OF THE PROCESS - PRACTISE IN ADVANCE



Preparing for an interview

To help your child prepare for their interview, a list of commonly asked interview questions have been included in this guide. The aim of this is not to encourage your child to learn answers off by heart, but to help build their confidence in speaking around these topics.

Research the company and job role

Questions on the company itself are likely to be asked - so make sure your child has researched carefully the values and aims of the business. Direct them to the required skills / competencies found in the job description to gain a better understanding of what the employer is looking for and how they can demonstrate these in their responses.

Prepare responses

Get your child to write down some short-hand answers to each of the questions on page 67. Preparing thoroughly prior to the interview gives your child thinking time and will help them to provide considered responses to difficult questions.

Useful links

Apprenticeship
Recruitment
Pathway Group

Target
Careers

*I'm interactive! Click me
and I'll take you to their
website*

Reflect on past experiences

Make sure your child can support their answers with specific examples of when they have previously demonstrated the skill or character trait they are talking about.

Practise:

One of the key things employers will be looking for is good communication skills. Encourage your child to practise their responses out loud to improve the way they come across. You may wish to role-play interviews with your child using the list of questions on page 67 to guide you. Pay particular attention to what your child says, how they speak and their body language.

Prepare your own questions

It is very common for interviewers to ask their applicants if they have any questions at the end of the interview. This is a great opportunity for your child to demonstrate their interest in the apprenticeship. Help your child to prepare some questions in advance - some ideas are shared with you on the next page.



Typical interview questions

Questions about the company

Why do you want to apply for this apprenticeship?

Why do you want to work for this company?

What do you know about this company?

What qualities do you think are important to this role?

Which part of the job role do you think will be the most challenging?

What do you think are the most challenging issues facing the company at the moment?

Questions about the applicant

Tell me about yourself.

What skills can you bring to the role?

What do you think makes you stand out from other applicants?

What are your three key strengths?

Do you have any weaknesses? (*the answer is always yes!*). What are they and how are you addressing them?

Where do you see yourself in 5 years?

What do you think you would like least about this role?

Give an example of why you feel you are a good communicator / team member?

How have you influenced team decisions?

How do you respond to stressful situations / under pressure / difficult customers?

What are your hobbies and interests?

Questions your child might ask

Where do you think this company is going to be in the next five years?

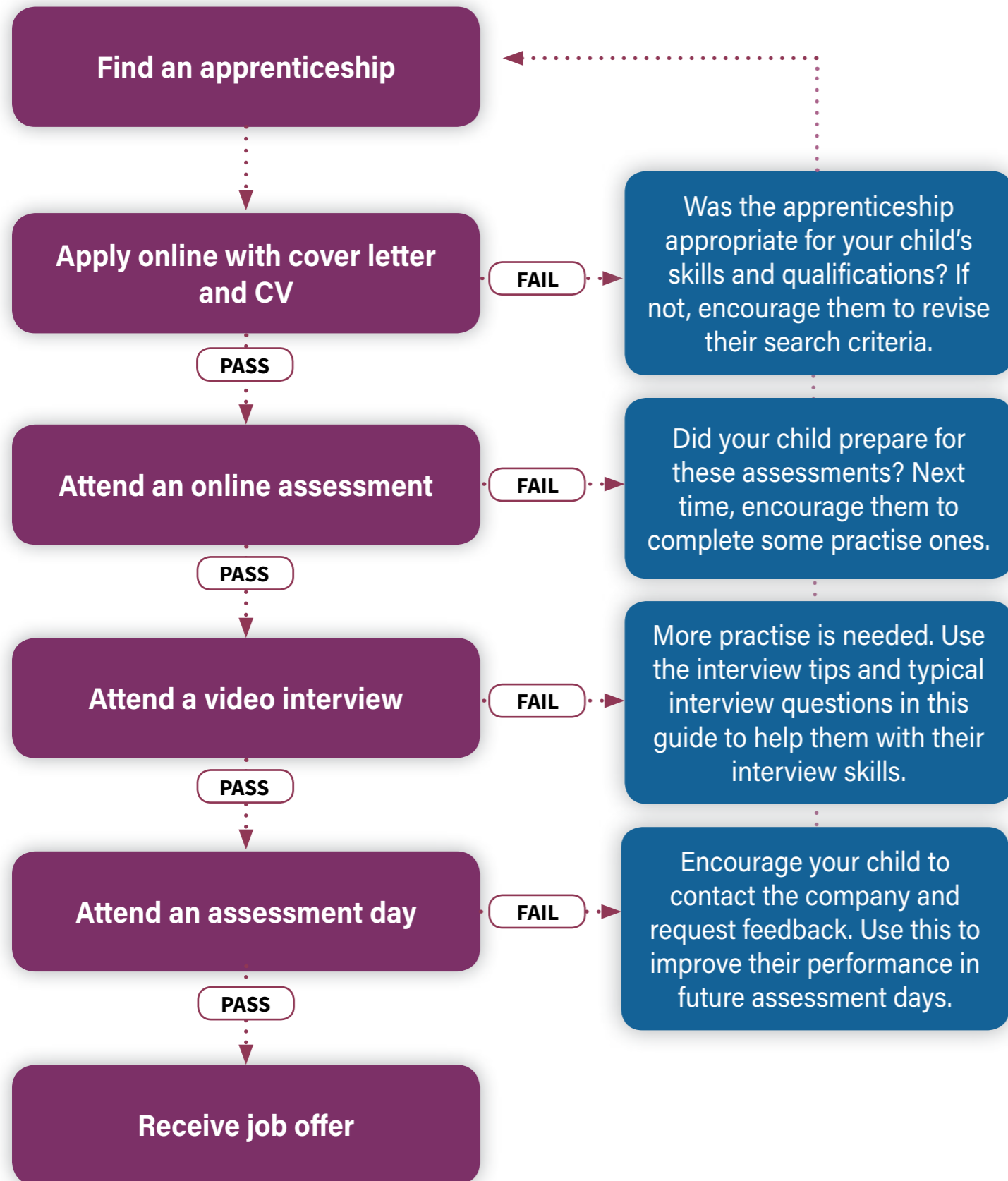
What do apprentices usually go on to do?

Will there be the option to continue my training after the apprenticeship finishes?

How regularly will my work performance be reviewed?

TIP: Get your child to find a recent news article on the company / industry they are applying in. Based on what they have read, help them think of a question they might like to ask at the interview.

Application flowchart



Dealing with rejection

Experiencing rejection for the first time can be tough. As adults, we have had many years to develop the coping mechanisms to deal with such occasions. However, this may be your child's first experience of rejection so it is important to know what to do if this situation arises.

As apprenticeships continue to grow in popularity, so too have the number of student applications. For some of the larger company names, places can be highly competitive.

Bear in mind that letters of decline are likely to happen in the lead up to examinations. Try your best to prevent this from having a negative impact on your child's study or revision efforts by following some of these strategies.

1. Try to encourage your child to research and apply for more than one apprenticeship scheme. Aim for at least five apprenticeships - just like university applications - choosing

five apprenticeships helps your child to avoid placing all their eggs in one basket.

2. Encourage your child to request feedback from the company. Whilst not all companies offer this, many do. Feedback will help your child understand the reasons for not being successful and will help them improve for future interviews. Companies have a lot of experience in providing feedback of this kind and it is likely to be sensitive and constructive.

3. Be there. Listen carefully to their feelings and reassure them that in the long-run, things will work out.

4. Apprenticeships are available all year round. If they have not been successful yet and have already finished school, encourage them to take on an internship or some additional work experience to help strengthen future applications.



Finalising the process

Just as you would expect a contract outlining terms and benefits when starting a job, similar rules apply with new apprenticeships. Check carefully that terms have been clearly set out, so that expectations on both sides are understood.

As well as checking the paperwork ahead of the apprenticeship, there should be regular review meetings with both employer and training provider to make sure the apprentice is staying on track and that the employer is providing appropriate support. This should be referenced in the agreement.



Apprenticeship agreement

This is signed by the employer and apprentice, it is equivalent to a contract of employment, giving details of what the employer and apprentice agree, including:

- How long they'll be employed ;
- The training offered;
- Their working conditions (such as pay, working hours, holidays, and any support or benefits provided);
- The professional qualification they're working toward;
- The apprenticeship framework or standard they will be working to;
- The skill, trade or occupation for which they are being trained;
- Study time allowed (often one day per week);
- Mentor provision.

Useful links

Acas -
rights and
responsibilities

Note

Rights and entitlements

Minimum wage

As of April 2021, the minimum wage for an apprentice under the age of 19 is £4.15 per an hour and increases after their first year. Apprentices are paid not only for their working hours but also for any training that is part of their apprenticeship. Apprentices may be paid weekly, fortnightly or monthly depending on the company policy.

Holiday pay

All apprentices are entitled to the statutory minimum of 20 days paid holiday per a year, plus bank holidays.

Fair working hours

The limit for an average working week is 48 hours and no apprentice should be expected to work more than this including any training or study time. Your child will also be entitled to at least a 20 minute break for every 6 hours of work. On average, apprentices are likely to be working 30 hours a week, excluding study time.

Fair treatment in the work place

As an apprentice, your child should not face any unfair or discriminatory treatment based on their religion, race, age or gender.

Note that the above list demonstrates the minimum requirements set out by UK law. It is not uncommon for some companies to pay above the minimum wage in order to attract the best applicants.



Layla Fikret

Why did you choose a degree apprenticeship?

The money was a big deciding factor - I didn't want to graduate in debt! I've also heard of university graduates struggling to get a job and I knew if I impressed, I could potentially get a job with my employer.

What's a typical week like?

No week is the same. I am constantly learning new things and with this comes more responsibility. I spend every Wednesday studying and 6 weeks in the year are spent at university.

What was the application process like?

The application process was tough, particularly the assessment day, which included an interview and a presentation. Prior to this I had to complete an online application form and two online competency tests. I was glad when it was over.

What was the hardest part of the application process?

The presentation I had to deliver on the assessment day was the hardest. I knew places were competitive and this only added to my nerves. I was asked to deliver a 15 minute presentation on the future direction of structural engineers. I had to do a lot of research.

Any tips?

Prepare thoroughly for the assessment day. I practised in front of the mirror and to family and friends to get used to presenting to a crowd. I also did some research on common interview questions and the company. This helped my interview technique and made it easier to answer questions about the company, which looked impressive.

What's your future aspirations?

My apprenticeship has been made permanent and I look forward to working my way up the career ladder.



Summary

Applying for an apprenticeship is similar to applying for a job.

1. Check the deadline for applications and, if possible, submit early;
2. Create a strong CV demonstrating key qualities such as team player, communicator, leader, problem solver;
3. Draft answers to the application form elsewhere so they can be reviewed and spell checked before submission;
4. Read the requirements thoroughly and go online to check whether the company has any specific guidance and tips before tailoring a cover letter;
5. Practise interview questions to help with confidence on the day.



Advice from parents



I was worried I couldn't help Taylor as much as I wanted to, because I hadn't been working for a long time. Taylor was able to get this help from her uncle.



Christopher had applied for several apprenticeships, but hadn't succeeded before leaving school. We encouraged him to gain some work experience to help with future applications and within six months he'd been successful.



From a young age, Rajpreet had always wanted to work in television. An apprenticeship with the BBC was the most direct route to fulfil her career ambitions.

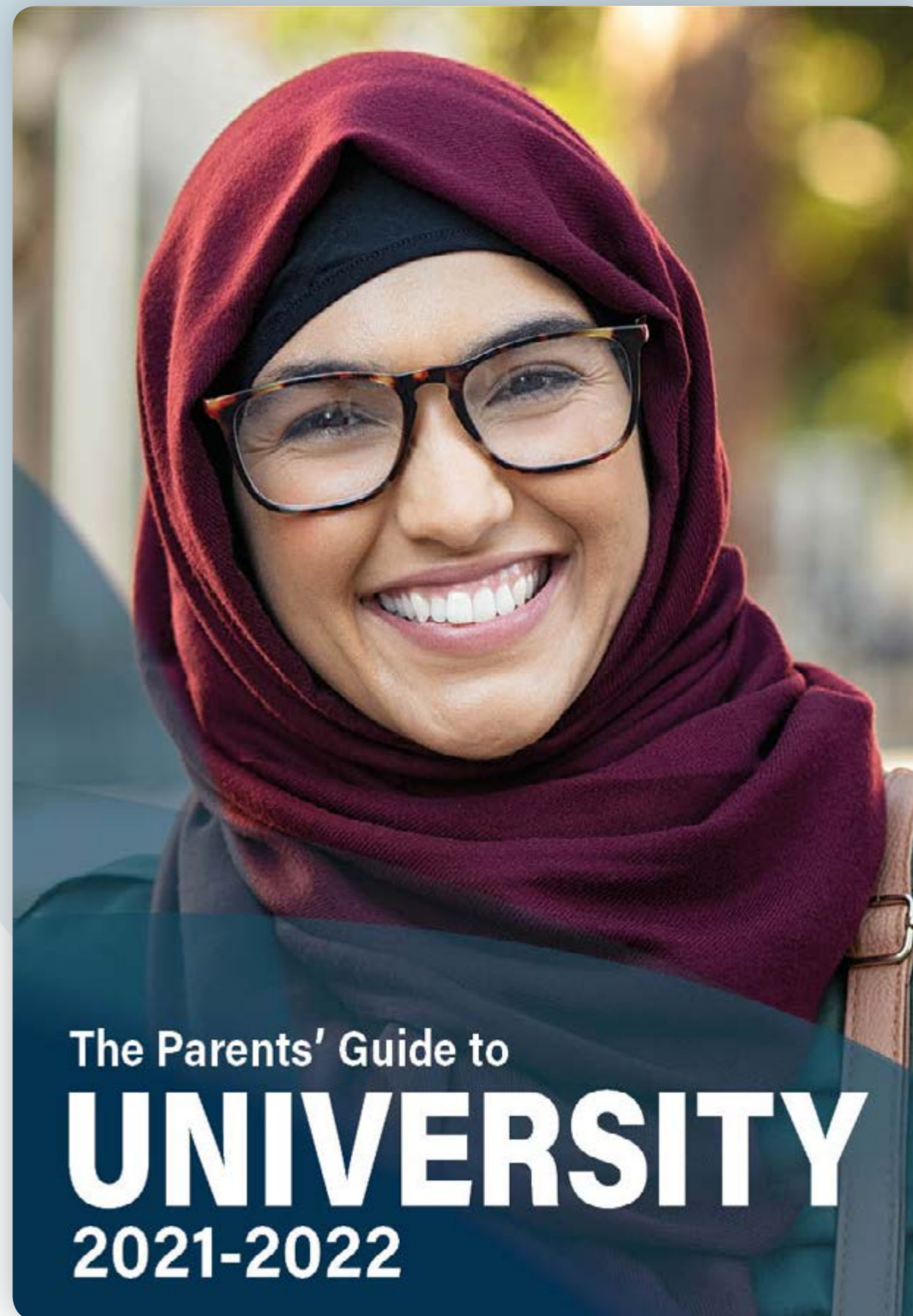
The Parents' Guide to University

Is your child interested in applying to university? Find out what's involved, what they should consider in selecting a course and choosing where to study, and why the most well-known universities aren't best for all students.

This guide includes advice and practical information on how you can help them make informed choices to put them on the path for greater success and happiness to fulfil their ambitions. It covers:

- ✓ Types of universities – what's the difference and which is best?
- ✓ Types of courses – and how the teaching style impacts different types of learners

- ✓ Open days – why it's important to visit, even if it's just virtually
- ✓ League tables – do they matter and what should you look out for?
- ✓ Tuition and maintenance loans – how it impacts them and you
- ✓ UCAS and the application process – including 2021/2022 deadlines and how to help them prepare their personal statements
- ✓ Results day – how you can help if they don't get the results they need
- ✓ Other options if they don't get a university place
- ✓ Preparing for university life and how you help them once they leave home



The Parents' Guide to
UNIVERSITY
2021-2022

Click me to buy now!

Buy now

Types of universities

Russell Group Universities

League Tables

New Universities

Subject specific league tables

Useful links

SUBJECT-SPECIFIC LEAGUE TABLES ARE MORE RELEVANT THAN NATIONAL LEAGUE TABLES



Next steps



My time as an apprentice was much more social than I expected. I made some great friends at work as well as some great friends at university.

Preparing your child


Once an apprenticeship has been secured, it's time to celebrate. Make the most of enjoying the moment and be sure to share with your child how pleased you are for them! After the celebrations, it's time to prepare. This is a wonderful opportunity and you'll want to help your child make the most of it. Some useful ideas include:

Budgeting

Teach them how to budget. Like most employees, they will be paid monthly and this might be the first time they've experienced receiving lump sums that have to last all month. Teach them how to budget for rent, bills, course materials, food and entertainment so they understand what expenses are coming up and how to put aside money so they have enough to cover the cost of living.

It's worth giving your child tips on money saving ideas, such as buying non-branded food items and attending free social events. As apprentices, they won't qualify for student discounts, but they may benefit from discounts especially for apprentices. For example, the National Union of Students offers an apprentices' discount card at a cost of £11 per annum with lots of discounts from well-known companies, including travel, groceries, pharmacies and restaurants so they can easily recoup the cost of the card and benefit from big discounts on their regular shopping needs. If they are based in London, Apprentice Oyster offers 30% discount on travel cards, bus and tram services.

If you're helping them financially, don't budget on their behalf by paying bills direct or limiting their money to a weekly allowance - in the long run it won't help them.





Moving out

Accommodation / moving

Depending on the apprenticeship, your child may need to move away from home either full-time or during academic term time (some degree apprenticeships are designed such that your child attends university during term time and works at the company during the holiday periods).

If your child's friends are going to be based in the same area, they may prefer to live in private accommodation together – for example renting a house with four bedrooms, where each can take their own bedroom and share the other areas of the house. As well as rent, they will need to consider bills, such as gas, electricity, council tax and internet.

This might be a good arrangement if they are all doing similar apprenticeships, but it could present challenges if one or more of the students are going to study for university only degrees. There are practical considerations, such as noise during the evening when apprentices may need that time to study and rest before an early start for work but the same restrictions do not apply to full time students. Additionally, rent and bills need to be considered if house-sharers want to go home during the holiday time and don't feel they need to contribute to costs when they are not there. This could be around 25% of annual costs.

Home

If the apprenticeship is local, your child may stay at home with you. Financially this is a good choice, as they won't incur expensive rental and associated charges when they are on low-income, although transport costs may be higher. However, do use the opportunity to teach your child about the cost of living, particularly if they are earning a good apprenticeship salary. They need to learn how to manage costs before luxuries for when they do leave home, otherwise they could be in for a nasty shock! You'll both need to adapt to different "house rules" about comings and goings, as your child (who is now an adult!) at work is very different from a child at school.



What to pack

If your child is leaving home for the first time, they may need help with deciding what they'll need to take with them. This means everything from work clothes, casual clothes, course materials, laptops, phones to bedding, cooking equipment and all the appropriate paperwork such as bank accounts, TV licences, insurance and new travel passes. It will make their life easier if they know how to plan ahead and it will make you feel more comfortable knowing they are well-prepared.

Try to keep to the basics when it comes to kitchen utensils and try to purchase items, which are easily identifiable - bright colours or patterns will help your child keep track of their items, especially if they are in shared accommodation.

If you are helping your child move, then it may be a good idea to factor in some time for a trip to the local shopping centre for any last minute purchases, such as household cleaning items.

Useful links

Citizens Advice

What to pack

Don't forget:

Important documents

- Passport
- Driving licence
- All university and accommodation correspondence
- Apprenticeship contract
- Insurance documents
- Bank details
- Parking permit

Electricals

- Laptop and chargers
- Mobile phone
- USB stick
- Headphones
- Extension cables

Stationery and course books

Kitchenware

- Cutlery and crockery
- Kitchen utensils
- Family recipes
- Cook books

Bedroom

- Coat hangers
- Duvet, pillow, mattress protector and sheets
- Wash kit
- Photographs of family & friends

'Leaving home' shopping list - [click here for our best buys](#)

I'm interactive!
Click each item for
inspiration!

BEDROOM

Essentials:

- Alarm clock
- Bin (small)
- Books
- Coat hangers
- Mirror

Extras:

- Beanbag
- Cushions
- Door wedge
- Extra storage
- Family photos
- Over door hangers
- Plant
- Rug
- Wall art / posters

BATHROOM

Essentials:

- Bath towels
- Deodorant
- Hairbrush
- Hand towels
- Nail clippers
- Razor
- Sanitary towels
- Shampoo
- Shower gel
- Toilet roll
- Toothbrush / paste
- Wash bag

Extras:

- Bath mat
- Flip flops
- Hair dryer
- Make-up
- Moisturiser

KITCHEN

Complete sets

Essentials:

- Baking tray
- Bowls
- Cheese grater
- Chopping board
- Cling film
- Corkscrew
- Cutlery
- Glasses
- Knives
- Mugs
- Plates
- Pots and pans
- Scissors
- Tin foil
- Tin opener
- Tea towels
- Wooden spoons

Extras:

- Casserole dish
- Colander
- Masher
- Measuring jug
- Plastic bag sealers
- Recipe books
- Scales
- Shot glasses
- Slow cooker
- Spice jars
- Tupperware
- Vegetable peeler
- Whisk
- Wok

CLOTHING

Essentials:

- Casual clothes
- Evening clothes
- Fleece
- Gym clothes
- Smart clothes
- Pyjamas
- Smart shoes
- Sports equipment
- Socks
- Rain jacket
- Swimwear
- Thermals
- Trainers
- Underwear
- Winter clothes

HOUSE KEEPING

Essentials:

- Coat hangers
- Door wedge
- Iron
- Laundry bag
- Washing powder
- Wet wipes

Extras:

- Drying rack
- Mini vacuum
- Laundry basket

STUDY

Essentials:

- A4 folders
- File Dividers
- Highlighters
- Notepad / paper
- Pens and pencils
- Plastic wallets
- Post-it notes
- Stapler
- White-tac

Extras:

- Calculator
- Desk lamp
- Diary / planner

ELECTRICS

Essentials:

- Batteries
- Chargers
- Extension lead
- Laptop
- Laptop case
- Multi plug adaptor

Extras:

- Mouse
- Keyboard
- Printer
- Printing ink
- Speakers
- Television

SLEEP

Essentials:

- Bed sheets
- Duvet
- Duvet set
- Mattress protector
- Pillows
- Pillow cases

Extras:

- Diffuser / oils
- Mattress topper
- Night lamp
- Warm blanket

FIRST AID

Complete sets

Essentials:

- Antibacterial wipes
- Antiseptic cream
- Hot-water bottle
- Hydration salts
- Painkillers
- Plasters
- Sewing kit
- Torch
- Tweezers

DOCUMENTS

Essentials:

- Bank accounts
- CV and references
- Discount cards
- Exam certificates
- NHS number
- NI number
- Passport
- Passport photos
- Uni paperwork

Extras:

- TV licence

FUN & GAMES

Extras:

- Bicycle
- Board games
- Computer games
- Dress-up costumes
- Fairy lights
- Games console
- Gym equipment
- Photo albums
- Playing cards
- Polaroid camera
- Projector
- Recipe books
- Sports equipment



Life skills

Healthy eating

Spend some time cooking with your child, so that they know how to prepare a few meals with fresh ingredients. These should be easy one-dish dinners that don't require lots of pots, pans and other kitchen utensils. This will not only stand them in good stead for inexpensive and healthy eating, but being able to host dinners will make them popular with other students and colleagues too.

Work preparation

Remind your child to check their new working hours, study timetable, pre-reading and travel time so they become familiar with the rhythm their new life will take. Once they know where they'll be living, it's a good idea for them to try a practise journey to the office (preferably during the rush hour) and their training centre to get a feel for the journey time and what's in the local area. It's not recommended for this all to be new on their first day!

Useful links

Jamie Oliver
student meals

BBC
student food

Hungry
Student

Student Eats

Time management

Apprenticeships are not an easy option. Balancing work, study and some fun time in appropriate measure takes skill and commitment. A new job is intimidating for anyone; there's lots to learn, new people to meet and a longer working day than school.

It takes discipline to study after a tiring day at work but your child will need to find a timetable that suits them to keep up with the academic element of their apprenticeship as well as learning the job hands on. For some, they may prefer to weight study over the weekends, whereas others may prefer to do a couple of hours each evening and have more free time at the weekend to relax.

Relaxation and having fun are vital too. It's equally important to factor in some downtime as it is not to factor in too much! However, late nights and early mornings are not sustainable, so they will need to establish a balance between all three components of their new lifestyle.

Work etiquette

Most work places have their own atmospheres and what is the norm in one may not be acceptable in another. This takes time to work out, so new starters should err on the side of caution. It's important your child doesn't lose their own identity, but fitting in will make their early days easier. The starting point to this is dressing appropriately for the work place. It's awkward arriving in a suit when everyone else is dressed casually and vice versa. The best way to find out about expectations is to check with the Human Resources department. Other

tips include looking at the company website and seeing how employees in the images are dressed or making a note during interview. It's probably a good idea for them to buy a suitable working wardrobe so they have a small range of outfits that are always work appropriate. It will also make getting ready for work in the morning easier! If it's a formal environment, it's well worth investing in a hand-held steamer to make sure clothes are fresh, crease-free and look smart at all times – especially useful for trousers, skirts and jackets which don't need laundering frequently.





Final Words

We hope you'll be feeling excited and proud about what your child's achieved as they embark on their first independent steps towards adulthood by entering the workplace as an apprentice. But it may be tinged with an element of sadness as you realise your parenting role is about to evolve into something different. Don't forget your child still needs you - albeit in a different way.

Be there for them! Leaving school and long-term friends to start a new life is exciting but it's emotional too. For your child, everything is about to change. The life that's been so familiar to them (especially if they've been at the same school since Year 7) disappears. Work is dramatically different from school, with new colleagues, bosses and priorities. They will also have new teachers for the learning element, possibly a new place to live, new

commuting journeys and a new peer group in which to find friends. That's a lot of adjustment.

Even if they are not moving away, there's still much in their new life that will be different from before. In this sea of change, you are likely to be their only familiar anchor. Yes, they need space to adapt at their own pace, but they may also need to know you are still there for them and that there is some certainty and consistency in a fast-changing environment.

Finally ... don't forget about yourself. These are exciting times for your child and they're exciting times for you too. You'll be taking a step towards a whole different style of parenting which, whilst equally important, should also include much more time for yourself too!

Join us

If you're interested in regular updates about other ways you can help your teenage children, [click here](#) and join our online community.

[Sign up here](#)

Visit **The Parents' Guide to** website for more support and resources:

Parent Guides

Our range of interactive guides provide you with easy to follow advice, hyperlinks to reliable sources and the most up-to-date information.

Support articles

Browse through our collection of online articles covering a range of topics from supporting your child with their revision to helping them apply to university through UCAS.

Parent Q&A

Almost every parent has questions about their child's education. Read through answers to commonly asked questions or ask your own.

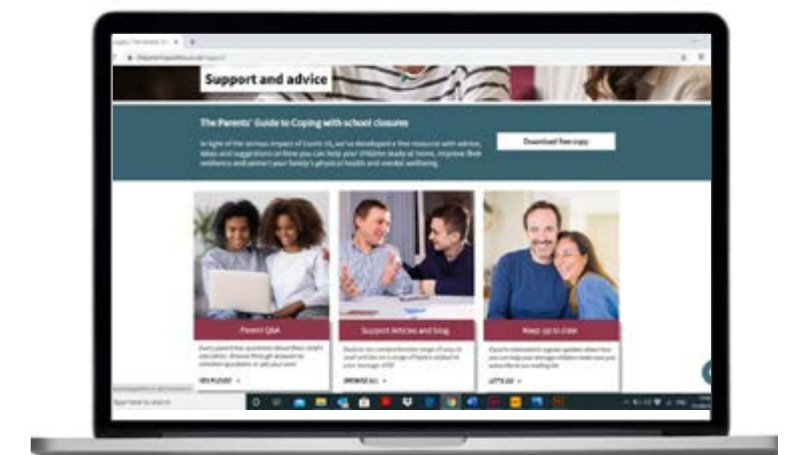
Blog

Our blog provides reliable and timely advice and support to changes taking place across UK schools and colleges.

Parent newsletter

Sign up to our parent newsletter and receive free support, advice and resources on how you can help your teenage children straight to your inbox.

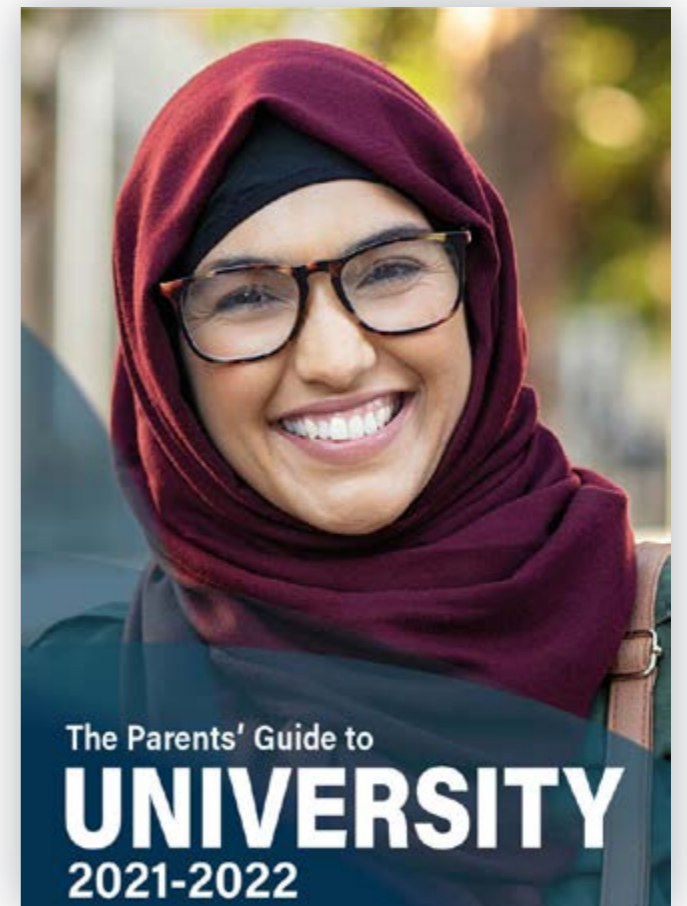
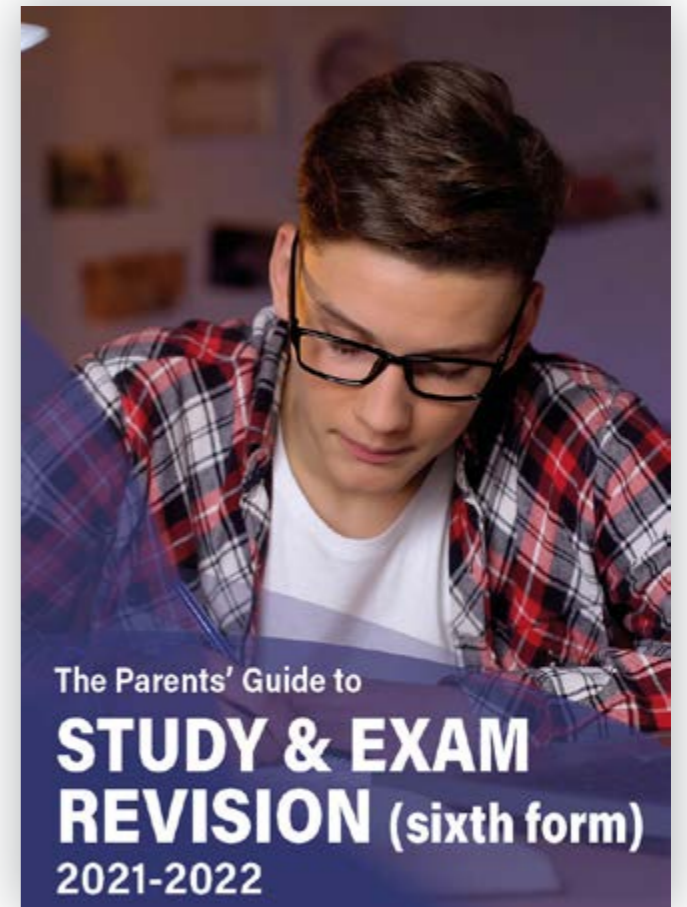
All our resources are ready for immediate download



www.theparentsguideto.co.uk/parents

You may also be interested in

*Click me to sample
some pages*



WWW.THEPARENTSGUIDETO.CO.UK

[Click here for terms of use](#)

The Parents' Guide to

DEGREE

APPRENTICESHIPS

2021-2022