

# SIMS PARENT APP

# WHAT IS SIMS PARENT APP?

- Parental Engagement
  - Easily see your child's attendance
  - Check on their behaviour points
  - Read school reports
  - See your child's timetable
- Data Collection
  - Update any dietary requirements
  - Update address/contact numbers
  - Give parental consent



# HOW DOES PARENT APP WORK?

- ◉ To use Parent App you must have an email address on your child's SIMS record.
- ◉ More than one parent can have access to the App.
- ◉ If you have an email address linked to your child's SIMS record you will receive an email inviting you to join.

# EMAIL INVITATION

## Cardinal Langley RC High School - SIMS Online Services Invite



noreply@sims.co.uk

Today, 11:53

Edward Edit ▾



↻ Reply all | ▾

Inbox

To help protect your privacy, some content in this message has been blocked. To re-enable the blocked features, [click here](#).

To always show content from this sender, [click here](#).



Action Items



**CLICK HERE**

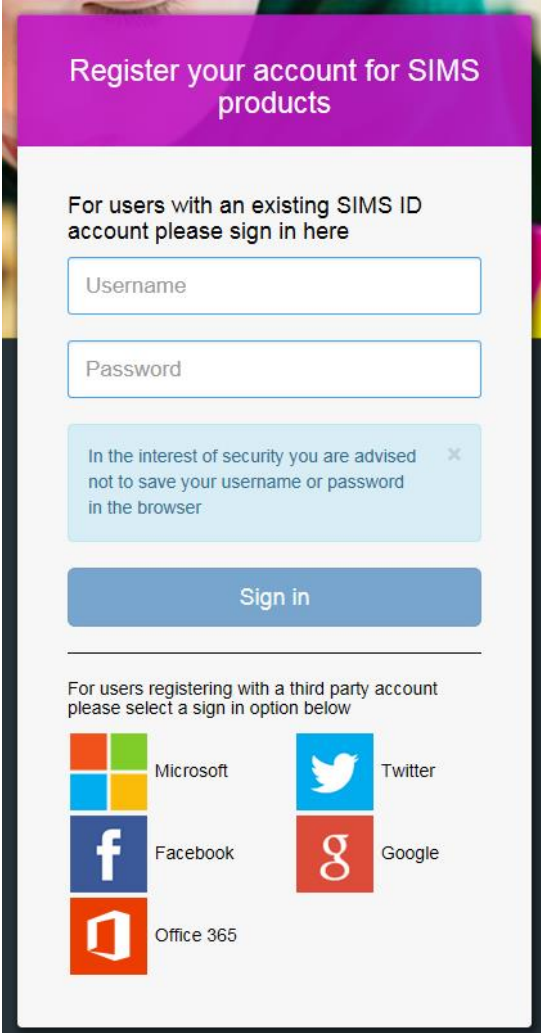
You have been invited to join the SIMS Online Services for Cardinal Langley RC High School.

To join simply [click this link](#). The link is valid for 14 days from today.

If the link doesn't work then please enter this URL into your browser <https://id.sims.co.uk/registration> and use the invitation code: **EmWsl5zP8CX5PvrgRoCWvPkW4p9LvzLm0TQqOclNk79e**

# REGISTERING WITH SIMS

- IF you have a SIMS ID from using SIMS at primary level or with another Child, you can just log in.
- IF you do not currently have a SIMS ID then choose one of the options below to sign in.
- This is the *Sign in* method you will use when you log in to the App.



Register your account for SIMS products

For users with an existing SIMS ID account please sign in here

Username






Password

In the interest of security you are advised not to save your username or password in the browser ✕

Sign in

---

For users registering with a third party account please select a sign in option below

 Microsoft	 Twitter
 Facebook	 Google
 Office 365	

# REGISTERING WITH SIMS CONT..

## Registration

You will have received an invite code from either Capita SIMS for a new service or from your school administrator if you are being invited to join a school service.

Please enter the code below and tap or click Register.

**Name**  [\(not you?\)](#)

**Signed in with**

**Invitation Code**

- After choosing your *Sign in* method you will see the above screen. If your Invitation Code is not displaying you need to copy and paste it from the invitation email.
- Then click '*Register*'

# REGISTERING WITH SIMS CONT..

## Registration - Answer Security Questions

You are required to provide a second piece of information to confirm your identity.

Please answer the following question.


**What is your date of birth? (dd/mm/yyyy)**

Verify

- Enter the Date of Birth that you have listed on your Child's SIMS record to verify your identity.

# SIGNING IN TO PARENT APP

- Choose your preferred method to *Sign in*





# SIMS PARENT DASHBOARD

- ◉ SIMS Parent is accessible from a web browser  
(PC - Eg Internet Explorer / Chrome / Safari)  
or using an App on Tablets/Phones  
(from the Apple App Store or Google Play Store).

The screenshot shows the SIMS Parent web dashboard for Cardinal Langley RC High School. The header includes the school name and a 'Sign Out' button. The main content area is divided into several sections: a contact information box, a large image of the school building, a Messages section with 26 new items, a Calendar for June 16th, and a student profile for Edvina. The Messages section lists five 'School Diary Reminder' items with dates from 10 Jun to 15 Jun. The student profile shows a green 'E' icon and the name 'Edvina'.

The screenshot shows the SIMS Parent mobile app dashboard for a user named Benny. The interface is dark-themed and includes a top navigation bar with 'Back', 'Dashboard', and 'Menu' options. The main content area is divided into several sections: a profile card for Benny, an Attendance section showing 97% this term and 0/0 this week, an Assessment section with a 'COMING SOON' banner, a Conduct section showing 30 achievements and 30 behaviours this week, a Timetable section with a calendar icon, a Data Collection section with a clipboard icon, and a Reports section with a 'NEW' badge and a list of reports including 'Autumn Interim Report Ye...'. The Reports section also indicates 3 more reports are available.